








CLIMBING IRONS FOR WOODEN POLES

DIRECTION FOR USE

Fig.1 	Fig.2 	Fig.3 
Place foot into the plate as shown in fig.2		Attach the straps around the foot as shown in fig.3 and tighten as much as possible.
Fig.4 	Fig.5 	Fig.6 
Position the first foot, ensuring that the climbing iron is correctly placed around the pole.	All points of the climbing iron must be in contact with the pole to ensure a proper grip.	
		Fig.7  Repeat the same process with the other foot and then begin to climb the pole.