



# 3M™ Eco SPP3 19" Fibre Optic Patch Panels



3M™ Eco SPP3 19" Fibre Optic Patch Panels

The Eco SPP3 patch panel range is designed as fibre optic patch panel mainly for backbone cable with pigtail splicing in splice cassettes, but can also be used for direct termination with e.g. the 3M Hotmelt- or NPC connectors.

Four entry ports allows the fixing of the backbone cable to 48 fibres through cable glands (16 and 20mm). The panel also offers fixing hooks for manifolds of pre-terminated backbone cable. A central thread allows to stack up to 4 DIN splice cassettes incl. top lid. The cassette is secured against rotation.

The panels have a sliding mechanism with a defined hard stop, which prevents the drawer from being pulled out completely and therefore offers the installer a comfortable handling for both, new installation and re-arrangements.

The Eco SPP3 program offers only panels with pre-terminated couplings.

Pre-assembled pigtail-splice cassette modules are available for easy field assembly of a complete 19" patch panel.

## Design Features

- Sliding 1U patch panel with defined stop for the drawer
- Upfolded flaps avoid rotation of DIN splice cassette
- Integrated hooks for convenient fibre management
- U-Slots with bottle neck for better retention of cable glands
- Reduced depth (219 mm)

## Features

- Sliding design
- Multiple cable entry ports
- Fixing for breakout manifolds
- Fixing thread for splice tray (DIN)
- Port numbering on front panel
- Universal cage nuts and bolts for 19" frames
- For all common connector standards

## Benefits

- Easy handling, Installer friendly
- Handles all kind of backbone cable
- Handles also pre-terminated backbone cable
- Comfortable fibre management
- Easy traceability
- Comfortable installation
- One design fits all applications

# Specifications


<b>Material</b>	Zink plated steel, powder coated
<b>Dimensions</b>	43,6 x 482,6 x 219 mm (HxWxD), 19" 1U
<b>Colour</b>	RAL 7035, light grey
<b>Surface</b>	Non structured matt
<b>Port numbering</b>	Screen printed, black
<b>Cable entry</b>	For 2x 16mm and 2x 22mm glands

## Included Accessories


- Universal cage nuts, bolts and washers for 19" mounting
- Cable ties for convenient fibre routing
- Instruction manual



Rotation Stop for Splice Cassette

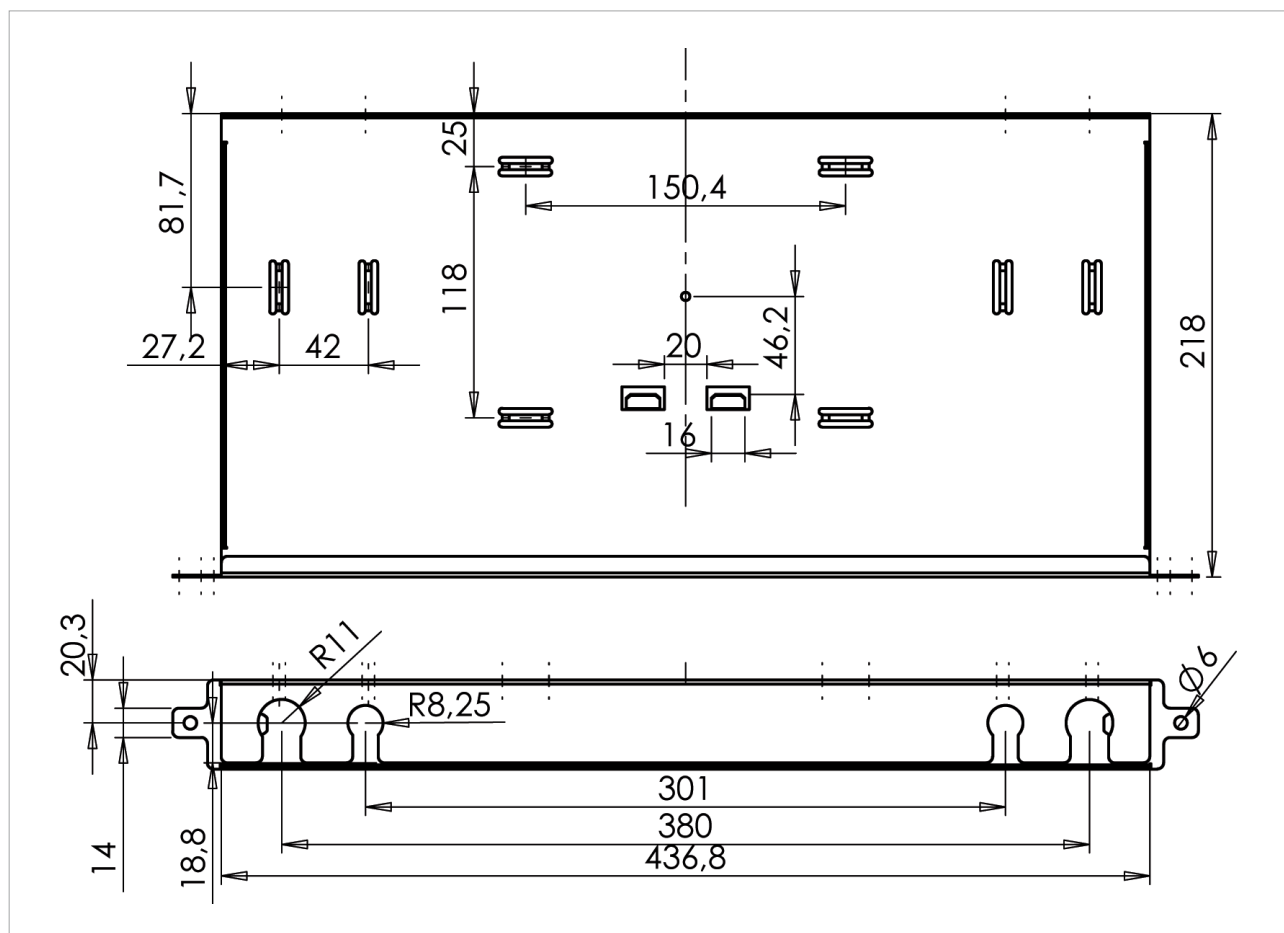


Bottlenecked entries for cable




Screw fixed couplings

# Dimensions



## Ordering information

## Ref. No.



Patch Panel, 1U with 12 ST MM Couplers	ECO-SPP3-E-1T-M
Patch Panel, 1U with 24 ST MM Couplers	ECO-SPP3-E-2T-M
Patch Panel, 1U with 6 SC Duplex MM Couplers	ECO-SPP3-E-6C-DM
Patch Panel, 1U with 12 SC Duplex MM Couplers	ECO-SPP3-E-1C-DM
Patch Panel, 1U with 24 SC Duplex MM Couplers	ECO-SPP3-E-2C-DM
Patch Panel, 1U with 12 SC Simplex SM Couplers	ECO-SPP3-E-1C-SS
Patch Panel, 1U with 24 SC Simplex SM Couplers	ECO-SPP3-E-2C-SS
Patch Panel, 1U with 12 SC/APC Simplex SM Couplers	ECO-SPP3-E-1APC-SS
Patch Panel, 1U with 24 SC/APC Simplex SM Couplers	ECO-SPP3-E-2APC-SS
Patch Panel, 1U with 12 LC Duplex MM Couplers	ECO-SPP3-E-1LC-DM
Patch Panel, 1U with 24 LC Duplex MM Couplers	ECO-SPP3-E-2LC-DM
Patch Panel, 1U with 12 LC Duplex SM Couplers	ECO-SPP3-E-1LC-SS
Patch Panel, 1U with 24 LC Duplex SM Couplers	ECO-SPP3-E-2LC-SS

## Ordering information Accessories (not included)


## Ref. No.



### FO-Splicing cassette

Incl. strain relief and cable mangement  
 Dimentions: 155 x 92 x 8 mm (HxWxD)  
 Colour: RAL 9001 (cream white)  
 PU: 10 pcs

29026-500 31



### FO-Splicing cassette

Incl. splice protective holder for 12 crimp splice protector and cable mangement  
 Dimentions: 155 x 92 x 8 mm (HxWxD)  
 Colour: RAL 9001 (cream white)  
 PU: 10 pcs

29026-500 30



### FO Lid

For splicing casette  
 Colour: RAL 9001 (cream white)  
 PU: 10 pcs  
 PU: 5 pcs

29025-503 30

29025-503 31



### Hinge

To connect splicing cassette and lid  
 PU: 100 pcs

03-756-00500




### FO-Strain relief

For 12 fibres with Ø 0,9 and 1,1 mm coating  
 PU: 50 pcs

29031-000 30

## Ordering information Accessories (not included)

## Ref. No.



**FO-Splicing protection holder, crimp**  
PU: 10 pcs, for 12 x crimp splice protectors

**05-760-08000**



**FO-Crimp splice protector**  
PU: 150 pcs

**05-760-08 100**



**FO-Splicing protection holder, shrink**  
PU: 100 pcs, for 6 x shrink splice protectors

**05-760-11900**



**FO-Heatshrink splice protector 60 mm FSS 1**  
PU: 1000 pcs

**05-760-12000**



**FO-Heatshrink splice protector 45 mm FSS 1 / 2,4**  
PU: 1000 pcs

**05-760-12100**



**FO-Splicing holder Fibrlok™ Universal**  
PU: 20 pcs, for 6 x Fibrlok

**2529-H**

**Pigtail Module ST 50/125 w/DIN-Cassette**

**FMP-12T5**

**Pigtail Module ST 62,5/125 w/DIN-Cassette**

**FMP-12T6**

**Pigtail Module SC/PC 9/125 w/DIN-Cassette**

**FMP-12C9**

**Pigtail Module SC/UPC 9/125 w/DIN-Cassette**

**FMP-12UPC9**

**Pigtail Module SC 50/125 w/DIN-Cassette**

**FMP-12C5**

**Pigtail Module SC 50/125 OM3 w/DIN-Cassette**

**FMP-12C5OM3**

**Pigtail Module SC 62,5/125 w/DIN-Cassette**

**FMP-12C6**

**Pigtail Module FC/PC 9/125 w/DIN-Cassette**

**FMP-12F9**

**Pigtail Module LC/PC 9/125 w/DIN-Cassette**

**FMP-12L9**

**Pigtail Module LC/UPC 9/125 w/DIN-Cassette**

**FMP-12UPL9**

**Pigtail Module LC/PC 950125 w/DIN-Cassette**


**FMP-12L5**

**Pigtail Module LC 50/125 OM3 w/DIN-Cassette**

**FMP-12L5OM3**

**Pigtail Module LC 62,5/125 w/DIN-Cassette**

**FMP-12L6**



### Important Notice

Buyer and/or user of this 3M product has to make sure before using this product that it is suitable for the intended use.  
All questions of liability relating to this product are subject - in accordance with the prevailing law - to the Terms of Sale of the selling 3M subsidiary. 3M and Fibrlok are trademarks of the 3M company.



### 3M Telecommunications

Europe, Middle East & Africa  
c/o 3M Deutschland GmbH  
Carl-Schurz-Straße 1  
41453 Neuss · Germany

Tel.: ++49 (0)2131 / 14-5999

Fax: ++49 (0)2131 / 14-5998

Internet: [www.3MTelecommunications.com](http://www.3MTelecommunications.com)

Rights reserved to make technical alternations.  
Dr.Nr. 07-404-97500/06.2008 Index 0